






Product:	S152 Starter motor	Notes / Anmerkungen: Updated to include 1391010 Armature number corrected (was 6366-11B) Updated to include 1391010A, 1391011, 1391012
Form:	PL4002_6_S152_EU	
Date:	27 October 2020	
File:	Parts listings	

Starter Assembly	DE Housing Assembly	Centre Bracket Assembly	CE Housing Assembly	Field Ring Assembly	Drive Assembly
Starter Zsb.	Antriebslager	Mittleres Lager	Kommutatorlager	Polgehäuse	Getriebespindel
					
	(Incl bearing & seal) (mit Lager und Dichtung)	(Incl bearing) (mit Lager)	(Incl bearing & insulation strips) (mit Lager und Isolierstreifen)	(Incl field coils) (mit Erregerwicklung)	
	1	2	3	4	5
1391002 (S152-24-2)	6366-47B	6366-86	6366-78	6366-45B	6265-547B
1391008 (S152-24-7)	6366-47B	6366-86	6366-78	6366-45B	6265-547H
1391009 (S152-24-8)	6366-47B	6366-86	6366-78	6366-45B	6265-547H
1391010 (S152-24-9)	6366-47B	6366-86	6366-78	6366-45B	6265-547H
1391010A (S152-24-11)	6366-47B	6366-86	6366-78	6366-45B	6265-547H
1391011 (S152-24-12)	6366-47C	6366-86	6366-78	6366-45B	6265-547J
1391012 (S152-24-13)	6366-47B	6366-86	6366-78	6366-45B	6265-547H



Starter Assembly	Armature Assembly	Brush Holder Assembly	Brush Kit	Solenoid Assembly	Resistor
Starter Zsb.	Anker	Bürstenhalter	Satz Kohlebürsten	Einrückrelais	Widerstand
					
			(Incl screws, washers, core plugs) (mit Schrauben, Scheiben und Stopfen)		
	6	7	8	9	10
1391002 (S152-24-2)	6366-11A	6366-82A	6010-249	6265-677A	6265-676
1391008 (S152-24-7)	6366-11A	6366-82A	6010-249	6265-677A	6265-676
1391009 (S152-24-8)	6366-11A	6366-82A	6010-249	6265-677A	6265-676
1391010 (S152-24-9)	6366-11A	6366-82A	6010-249	6265-677A	6265-676
1391010A (S152-24-11)	6366-11A	6366-82A	6010-249	6265-677A	6265-676
1391011 (S152-24-12)	6366-11A	6366-82A	6010-249	6265-677A	6265-676
1391012 (S152-24-13)	6366-11A	6366-82A	6010-249	6265-677A	6265-676

Important: The information contained in this bulletin is intended for use by trained, professional technicians who have the proper tools, equipment, and training to perform the required maintenance described above. This information is NOT intended for 'do-it-yourselfers', and you should not assume that this information applies to your equipment. If you have any questions regarding this information please visit our website at www.prestolite.com, or contact our technical service department at:

Prestolite Electric Ltd
Unit 48, The Metropolitan Park
12-16 Bristol Road, Greenford,
Middlesex
UB6 8UP, United Kingdom

Tel: +44 (0) 20 8231 1000
Fax: +44 (0) 20 8575 9575
eu_info@prestolite.com

Product:	S152 Starter motor	Notes / Anmerkungen: Updated to include 1391010 Armature number corrected (was 6366-11B) Updated to include 1391010A, 1391011, 1391012
Form:	PL4002_6_S152_EU	
Date	27 October 2020	
File:	Parts listings	

Starter Assembly	Termination Kit	Hardware Kit
Starter Zsb.	Satz Anschlüsse	Schrauben, Muttern und Scheiben
		
	11	12
1391002 (S152-24-2)	6010-250	6010-251
1391008 (S152-24-7)	6010-250	6010-251
1391009 (S152-24-8)	6010-250	6010-251
1391010 (S152-24-9)	6010-250	6010-251
1391010A (S152-24-11)	6010-250	6010-251
1391011 (S152-24-12)	6010-250	6010-251
1391012 (S152-24-13)	6010-250	6010-251

Notes / Anmerkungen:

- Items 1, 2 & 3 include inserted and machined bearings, and seals where required.
Die Positionen 1, 2 & 3 beinhalten die eingepressten und bearbeiteten Lager und Dichtungen.
- Item 3 also includes the insulation strips, fixed into position, as shown in item 13.
Die Position 3 beinhaltet die in Position 13 gezeigten Isolierstreifen die bereits montiert sind.
- Item 7 does not include brushes. For complete brush set, including fastening screws, washers and core plugs, order item 8.
Die Position 7 beinhaltet keine Kohlebürsten. Für einen kompletten Satz Kohlebürsten mit Befestigungsschrauben, Scheiben und Stopfen bestellen Sie bitte Position 8.
- Item 11 includes all fasteners, washers and insulators required for the positive, negative, "R", "S" and "A" terminals.
Die Position 11 beinhaltet Muttern, Scheiben und Isolatoren für die Klemmen 30, 31, "R", "S" und "A".
- Item 12 contains assembly fasteners, washers, thrust washers, insulators and core plugs.
Die Position 12 beinhaltet Muttern, Scheiben und sonstiges Befestigungsmaterial.

Important: The information contained in this bulletin is intended for use by trained, professional technicians who have the proper tools, equipment, and training to perform the required maintenance described above. This information is NOT intended for 'do-it-yourselfers', and you should not assume that this information applies to your equipment. If you have any questions regarding this information please visit our website at www.prestolite.com, or contact our technical service department at:

Prestolite Electric Ltd
Unit 48, The Metropolitan Park
12-16 Bristol Road, Greenford,
Middlesex
UB6 8UP, United Kingdom

Tel: +44 (0) 20 8231 1000
Fax: +44 (0) 20 8575 9575
eu_info@prestolite.com